

ALBANY POLICE DEPARTMENT CRIME ANALYSIS

“Combating Crime and Protecting Lives”

Prepared By the Crime Analysis Unit of The Albany Police Department

****These numbers may be updated from month to month as records updates occur****

2013

Month of October

Distribution: CITY MANAGER, ASST. CITY MANAGERS

CHIEF OF POLICE
DEPUTY CHIEF - INVESTIGATIVE
DEPUTY CHIEF – UNIFORM
DEPUTY CHIEF – SUPPORT SERVICES
MAJOR - INTERNAL AFFAIRS
INVESTIGATIONS CAPTAINS
UNIFORM CAPTAINS
ACCREDITATION MANAGER

SPECIAL OPERATIONS CAPT.
FAMILY PROTECTION
RECORDS SUPERVISOR
PLANNING & RESEARCH
TRAINING SUPERVISOR
CHIEF'S ADMIN ASSISTANT
SUPPORT SERVICES LT

***Information Included in this Report Reflects
Compliance with UCR Reporting Standards**

The information contained in this report is primarily raw data until calendar year reporting.

Please contact David Sparks, APD Crime Analyst for questions regarding this report @ 431-2878.

Monthly Part I Crimes

Albany Police Department

Part I Crimes Committed During the Month of October 2013 with Comparisons of October 2012 & 2011

Actual Offenses	2013 2012 Month to Month		+/- Change		2013 2011 Month to Month		+/- Change	
Offenses Committed	October 2013	October 2012	#	%	October 2013	October 2011	#	%
Homicide	0	0	0	*NC	0	2	-2	-100.00
Rape	3	1	2	200.00	3	3	0	0.00
Robbery	23	18	5	27.78	23	13	10	76.92
Aggravated Assault	65	50	15	30.00	65	37	28	75.68
Violent Crime Total	91	69	22	31.88	91	55	36	65.45
Arson	1	1	0	0.00	1	1	0	0.00
Burglary	127	152	-25	-16.45	127	119	8	6.72
Larceny	215	276	-61	-22.10	215	291	-76	-26.12
Auto Theft	13	25	-12	-48.00	13	17	-4	-23.53
Property Crime Total	356	454	-98	-21.59	356	428	-72	-16.82
Crime Trend Total	447	523	-76	-14.53	447	483	-36	-7.45

Part I Case Clearances During the Month of October 2013 with Comparisons of October 2012 & 2011

	2013	2012	2011	2013	2012	2011
Offenses Cleared	October # Cleared	October # Cleared	October # Cleared	October % Cleared	October % Cleared	October % Cleared
Homicide	0	0	3	*NC	*NC	150.00%
Rape	1	0	1	33.33%	0.00%	33.33%
Robbery	2	3	3	8.70%	16.67%	23.08%
Aggravated Assault	12	20	15	18.46%	40.00%	40.54%
Violent Crime Cleared	15	23	22	16.48%	33.33%	40.00%
Arson	0	0	0	0.00%	0.00%	0.00%
Burglary	12	8	16	9.45%	5.26%	13.45%
Larceny	52	80	40	24.19%	28.99%	13.75%
Auto Theft	5	10	1	38.46%	40.00%	5.88%
Property Crime Cleared	69	98	57	19.38%	21.59%	13.32%
Clearance Total	84	121	79	18.79%	23.14%	16.36%

* The Crime Trend and Clearance Totals do not include percentages for numbers not divisible by 0.

Year to Date Part I Crimes

Albany Police Department

Part I Crimes Committed Year-to-date as of October 2013
with Comparisons of October 2012 & 2011

Actual Offenses	2013 2012		+/- Change			2013 2011		+/- Change	
	Year to Date								
	October	October				October	October		
Offenses Committed	2013	2012	#	%		2013	2011	#	%
Homicide	7	4	3	75.00		7	13	-6	-46.15
Rape	16	23	-7	-30.43		16	33	-17	-51.52
Robbery	146	185	-39	-21.08		146	143	3	2.10
Aggravated Assault	442	492	-50	-10.16		442	345	97	28.12
Violent Crime Total	611	704	-93	-13.21		611	534	77	14.42
Arson	19	14	5	35.71		19	14	5	35.71
Burglary	1051	1221	-170	-13.92		1051	1081	-30	-2.78
Larceny	2707	2850	-143	-5.02		2707	2652	55	2.07
Auto Theft	145	194	-49	-25.26		145	172	-27	-15.70
Property Crime Total	3922	4279	-357	-8.34		3922	3919	3	0.08
Crime Trend Total	4533	4983	-450	-9.03		4533	4453	80	1.80

Part I Case Clearances Year-to-date as of October 2013
with Comparisons of October 2012 & 2011

	2013	2012	2011		2013	2012	2011
	October	October	October		October	October	October
Offenses Cleared	# Cleared	# Cleared	# Cleared		% Cleared	% Cleared	% Cleared
Homicide	5	3	12		71.43%	75.00%	92.31%
Rape	6	12	18		37.50%	52.17%	54.55%
Robbery	42	28	33		28.77%	15.14%	23.08%
Aggravated Assault	184	219	156		41.63%	44.51%	45.22%
Violent Crime Cleared	237	262	219		38.79%	37.22%	41.01%
Arson	7	3	1		36.84%	21.43%	7.14%
Burglary	137	121	201		13.04%	9.91%	18.59%
Larceny	529	575	427		19.54%	20.18%	16.10%
Auto Theft	34	36	24		23.45%	18.56%	13.95%
Property Crime Cleared	707	735	653		18.03%	17.18%	16.66%
Clearance Total	944	997	872		20.83%	20.01%	19.58%

* The Crime Trend and Clearance Totals do not include percentages for numbers not divisible by 0.

Monthly Part II and Other Crimes

Albany Police Department

Part II Crime Comparison of October 2013 Data with Previous Year/Month									
Part II Crimes	October 2013	October 2012	+/- #	Change %		October 2013	September 2013	+/- #	Change %
Disorderly Conduct	77	88	-11	-12.50		77	61	16	26.23
Domestic Violence	125	155	-30	-19.35		125	132	-7	-5.30
Disorderly w/intoxicated	0	0	0	*NC		0	0	0	*NC
D.U.I.	14	12	2	16.67		14	7	7	100.00
Child Molestation	2	2	0	0.00		2	1	1	100.00
Cruelty to Child	6	1	5	500.00		6	0	6	*NC
Child Protec: Curfew	0	0	0	*NC		0	0	0	*NC
Child Protec:Truancy	2	2	0	0.00		2	0	2	*NC
Interfere w/Custody	0	0	0	*NC		0	0	0	*NC
Child Abandonment	0	0	0	*NC		0	0	0	*NC
Enticing a Child	0	1	-1	-100.00		0	0	0	*NC
Forgery	23	8	15	187.50		23	18	5	27.78
Noise Ordinance Viol.	1	0	1	*NC		1	0	1	*NC
Harassing Phone Calls	9	15	-6	-40.00		9	2	7	350.00
Loitering	6	1	5	500.00		6	1	5	500.00
Missing Persons	16	24	-8	-33.33		16	22	-6	-27.27
Runaway	1	1	0	0.00		1	0	1	*NC
Suicide	0	1	-1	-100.00		0	0	0	*NC
Underage Poss./Consum.	1	3	-2	-66.67		1	0	1	*NC
Criminal Damage	19	16	3	18.75		19	23	-4	-17.39
Theft: Gas Drive Off	1	3	-2	-66.67		1	0	1	*NC
Simple Assault	9	5	4	80.00		9	7	2	28.57
Simple Battery	91	84	7	8.33		91	81	10	12.35
Battery	28	33	-5	-15.15		28	34	-6	-17.65
Obstruct/Hinder Police	58	17	41	241.18		58	37	21	56.76
Sexual Battery	2	2	0	0.00		2	1	1	100.00
Open Container	20	22	-2	-9.09		20	9	11	122.22
Sodomy	0	1	-1	-100.00		0	1	-1	-100.00
Statutory Rape	2	0	2	*NC		2	1	1	100.00
Saggy Pants	22	14	8	57.14		22	25	-3	-12.00
All Cases Not Listed	671	514	157	30.54		671	587	84	14.31
Total Part II Crime	1206	1025	181	17.66		1206	1050	156	14.86

** The Crime Trend and Clearance Totals do not include percentages for numbers not able to be divided by 0.

Year to Date Part II and Other Crimes

Albany Police Department

Part II Crime Comparison of 2013 Year to Date with Previous Years 2012 & 2011									
Part II Crimes	October 2013	October 2012	+/- #	Change %		October 2013	October 2011	+/- #	Change %
Disorderly Conduct	759	802	-43	-5.36		759	671	88	13.11
Domestic Violence	1562	1670	-108	-6.47		1562	1963	-401	-20.43
Disorderly wh/intoxicated	0	0	0	*NC		0	4	-4	-100.00
D.U.I.	97	90	7	7.78		97	119	-22	-18.49
Child Molestation	34	44	-10	-22.73		34	38	-4	-10.53
Child Cruelty	35	44	-9	-20.45		35	41	-6	-14.63
Curfew	3	5	-2	-40.00		3	4	-1	-25.00
Truancy	3	6	-3	-50.00		3	11	-8	-72.73
Interfere w/Custody	8	9	-1	-11.11		8	8	0	0.00
Child Abandonment	0	0	0	*NC		0	0	0	*NC
Enticing a Child	1	6	-5	-83.33		1	1	0	0.00
Forgery	202	171	31	18.13		202	120	82	68.33
Noise Ordinance Viol.	1	5	-4	-80.00		1	6	-5	-83.33
Harassing Phone Calls	63	127	-64	-50.39		63	136	-73	-53.68
Loitering	37	32	5	15.63		37	22	15	68.18
Missing Persons	200	379	-179	-47.23		200	269	-69	-25.65
Runaway	7	7	0	0.00		7	7	0	0.00
Suicide	4	4	0	0.00		4	6	-2	-33.33
Underage Poss./Consum.	17	13	4	30.77		17	32	-15	-46.88
Criminal Damage	236	295	-59	-20.00		236	345	-109	-31.59
Theft: Gas Drive Off	11	26	-15	-57.69		11	27	-16	-59.26
Simple Assault	87	58	29	50.00		87	104	-17	-16.35
Simple Battery	843	844	-1	-0.12		843	882	-39	-4.42
Battery	298	340	-42	-12.35		298	332	-34	-10.24
Obstruction of Officer	270	199	71	35.68		270	144	126	87.50
Sexual Battery	18	19	-1	-5.26		18	25	-7	-28.00
Open Container	115	202	-87	-43.07		115	134	-19	-14.18
Sodomy	14	11	3	27.27		14	8	6	75.00
Statutory Rape	7	5	2	40.00		7	8	-1	-12.50
Saggy Pants	313	244	69	28.28		313	182	131	71.98
All Other Cases	5925	5419	506	9.34		5925	5621	304	5.41
Total Part II Crime	11170	11076	94	0.85		11170	11270	-100	-0.89

** The Crime Trend and Clearance Totals do not include percentages for numbers not able to be divided by 0.

Monthly Part I Crimes by District

Albany Police Department

October 2013

West Actual Offenses			
Offenses Committed	October 2013	September 2013	Year to Date 2013
Homicide	0	0	0
Rape	1	0	5
Robbery	3	2	29
Aggravated Assault	10	11	143
Violent Crime Total	14	13	177
Arson	0	0	2
Burglary	22	47	319
Larceny	100	91	1046
Auto Theft	5	7	50
Property Crime Tot.	127	145	1417
Crime Trend Total	141	158	1594

Central Actual Offenses			
Offenses Committed	October 2013	September 2013	Year to Date 2013
Homicide	0	0	4
Rape	1	1	6
Robbery	8	5	67
Aggravated Assault	35	10	173
Violent Crime Total	44	16	250
Arson	0	2	13
Burglary	40	53	304
Larceny	56	100	817
Auto Theft	2	9	45
Property Crime Tot.	98	164	1179
Crime Trend Total	142	180	1429

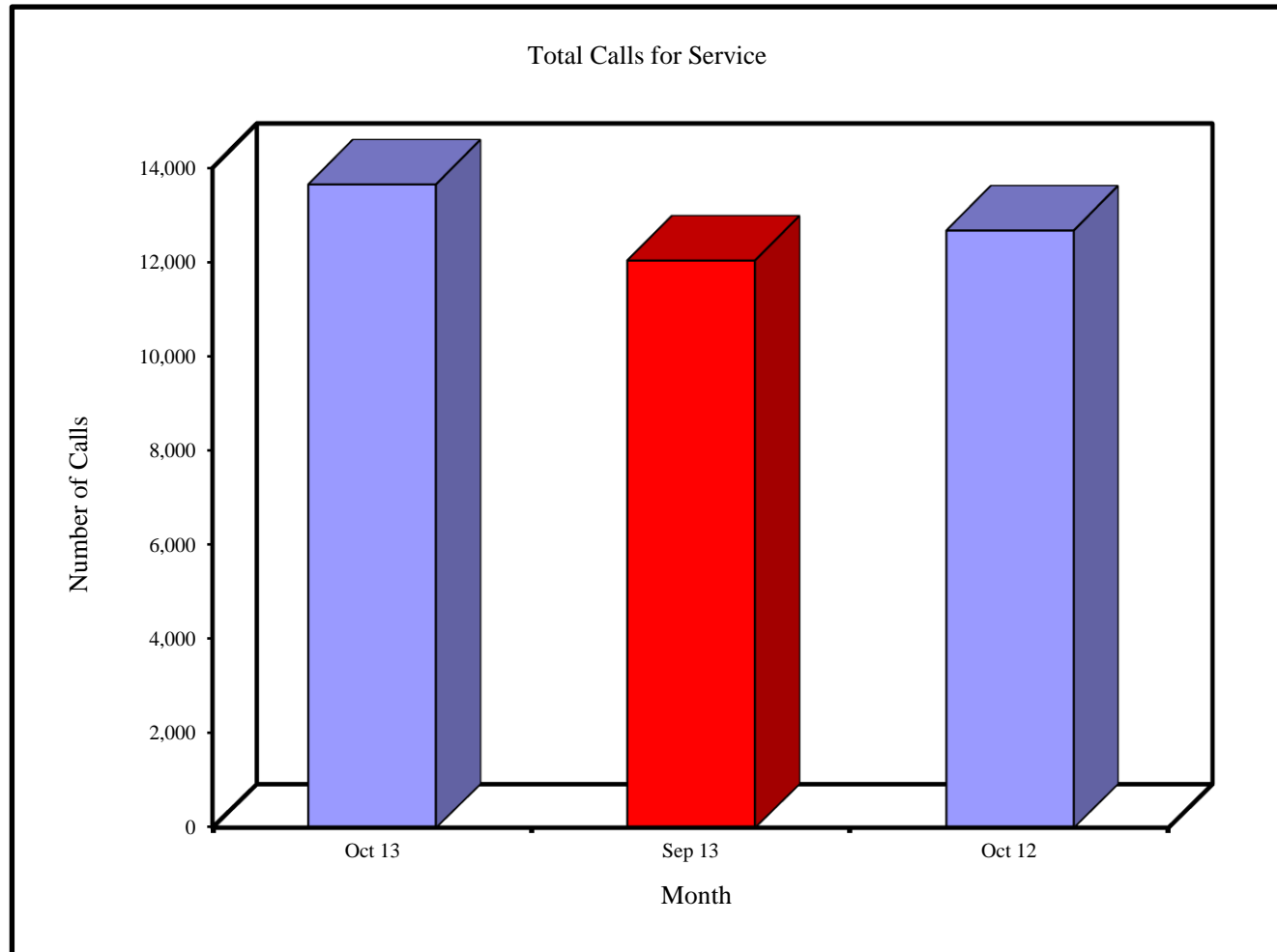
East Actual Offenses			
Offenses Committed	October 2013	September 2013	Year to Date 2013
Homicide	0	0	3
Rape	1	1	5
Robbery	12	0	50
Aggravated Assault	20	10	126
Violent Crime Total	33	11	184
Arson	1	0	4
Burglary	65	54	428
Larceny	59	75	844
Auto Theft	6	5	50
Property Crime Tot.	131	134	1326
Crime Trend Total	164	145	1510

Monthly Total Calls for Service

Albany Police Department

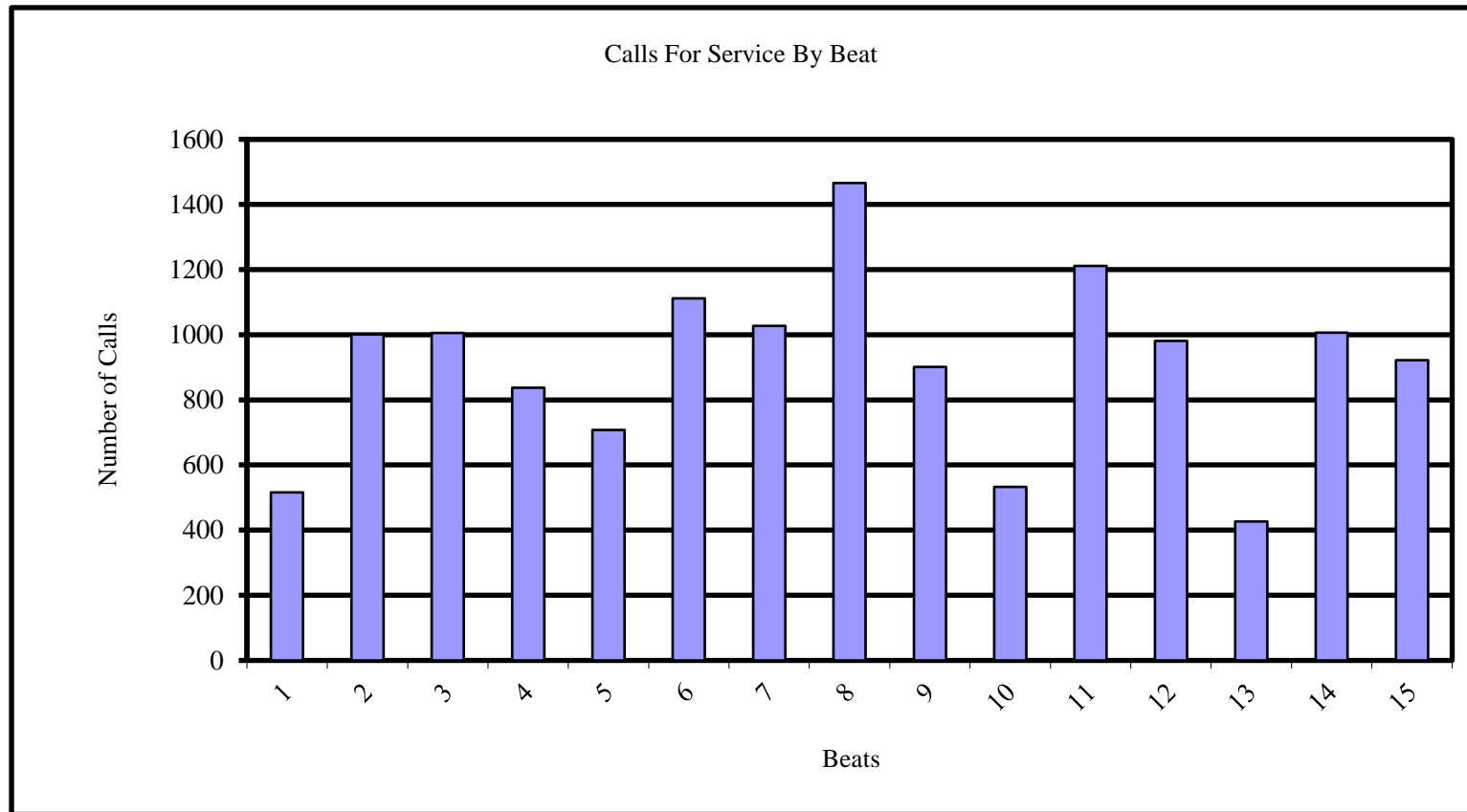
Total Calls For Service

Oct 13	Sep 13	Oct 12
13,653	12,047	12,680



Monthly Calls for Service by Beats

Albany Police Department

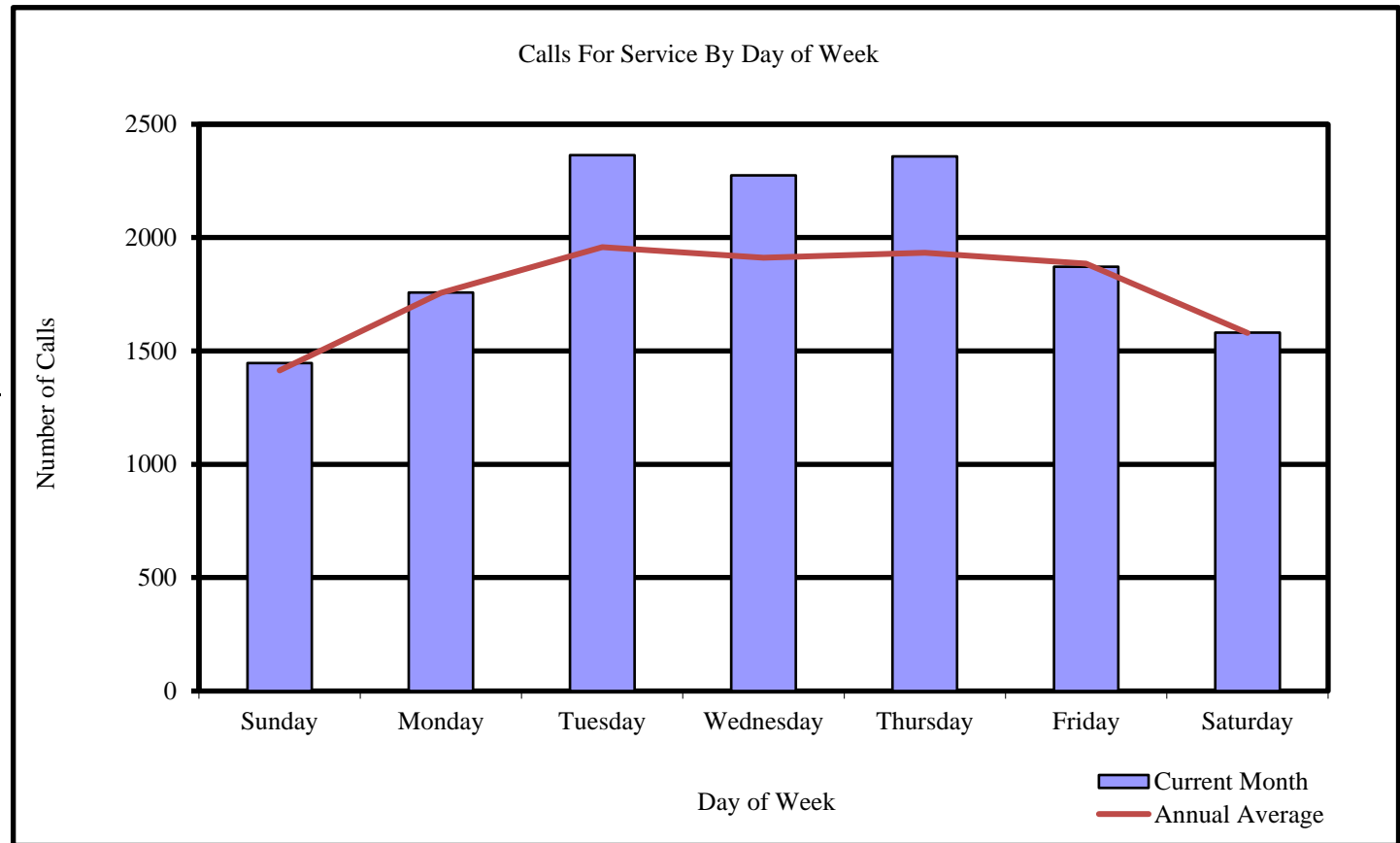


Beats	1	2	3	4	5	6	7	8	9	10	11	12	13	14	15
Calls in October 2013	516	1001	1005	837	708	1112	1027	1466	901	533	1211	981	427	1006	922

Monthly Calls for Service by Day of Week

Albany Police Department

<u>Calls For Service</u>	
Day	October 2013
Sunday	1446
Monday	1758
Tuesday	2364
Wednesday	2274
Thursday	2358
Friday	1872
Saturday	1581
	<hr/> 13653

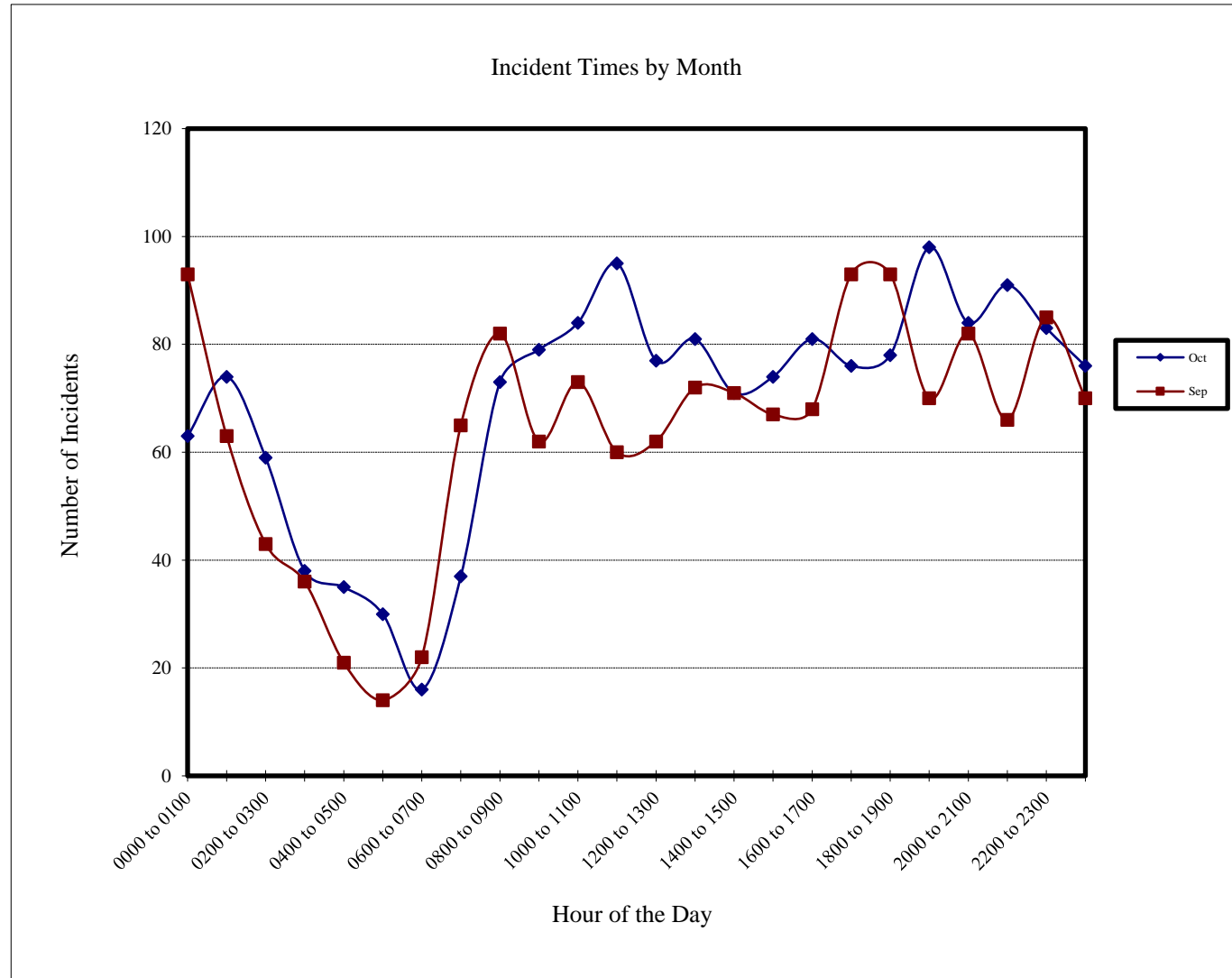


Incidents by Hour

Albany Police Department

Incident Times by Month

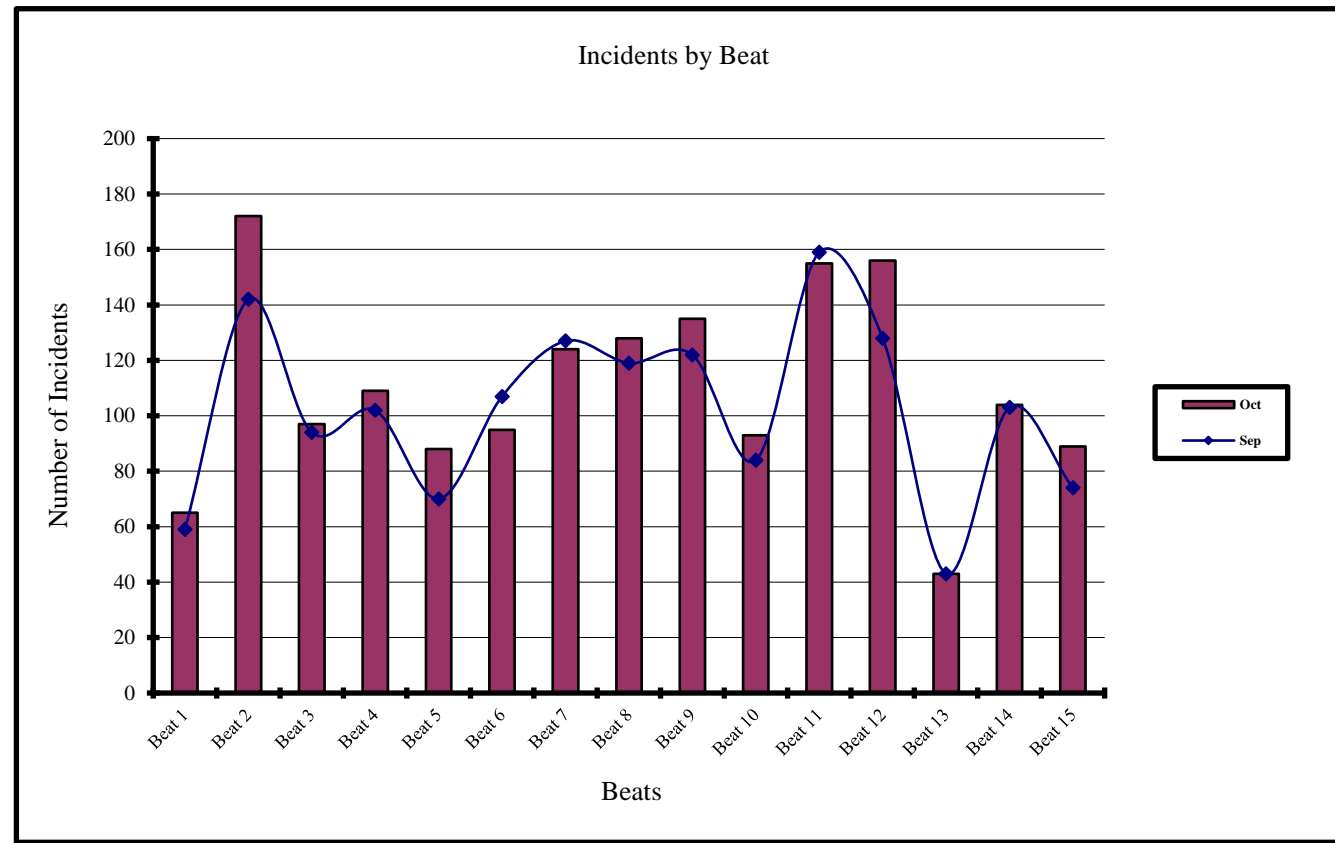
Hour of Day	Oct 2013	Sep 2013
0000 to 0100	63	93
0100 to 0200	74	63
0200 to 0300	59	43
0300 to 0400	38	36
0400 to 0500	35	21
0500 to 0600	30	14
0600 to 0700	16	22
0700 to 0800	37	65
0800 to 0900	73	82
0900 to 1000	79	62
1000 to 1100	84	73
1100 to 1200	95	60
1200 to 1300	77	62
1300 to 1400	81	72
1400 to 1500	71	71
1500 to 1600	74	67
1600 to 1700	81	68
1700 to 1800	76	93
1800 to 1900	78	93
1900 to 2000	98	70
2000 to 2100	84	82
2100 to 2200	91	66
2200 to 2300	83	85
2300 to 2400	76	70



Current and Previous Months Comparison of Incidents by Beat

Albany Police Department

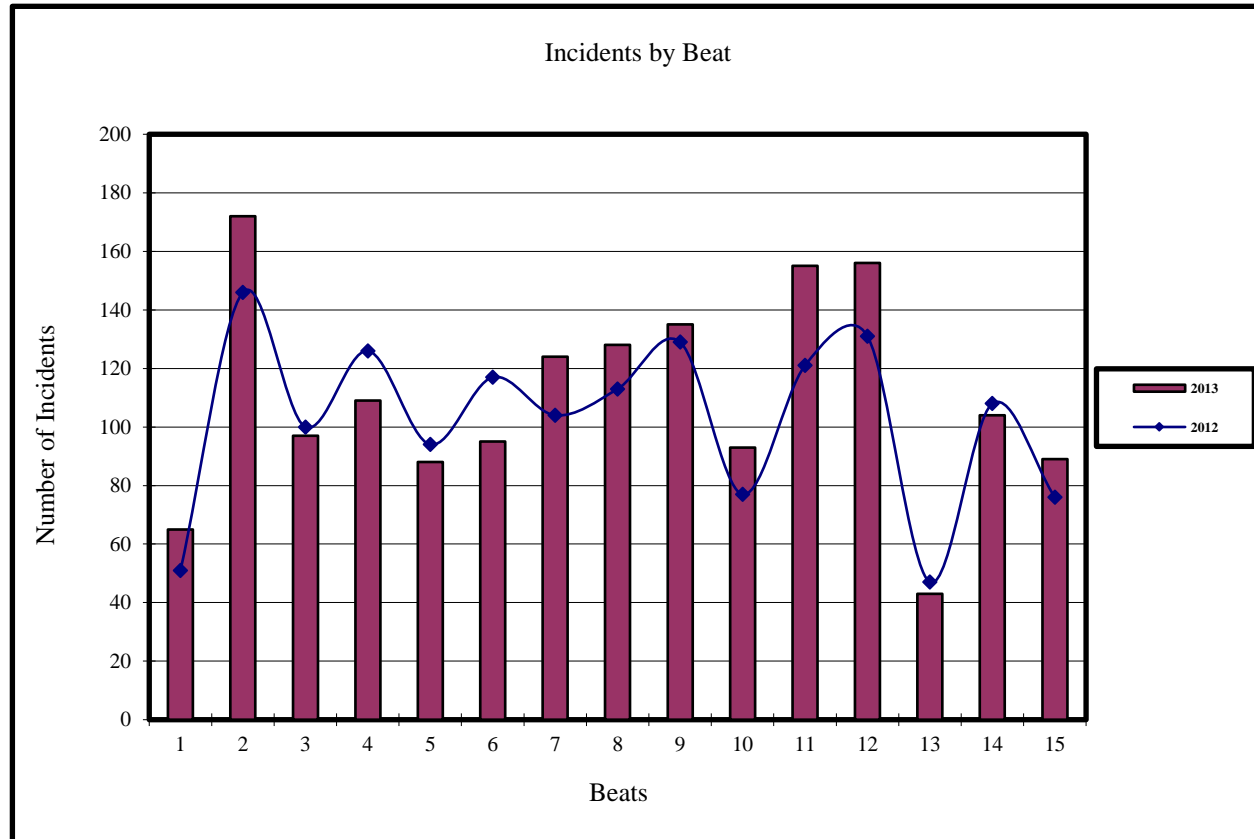
Beat	Incidents	
	Oct 2013	Sep 2013
Beat 1	65	59
Beat 2	172	142
Beat 3	97	94
Beat 4	109	102
Beat 5	88	70
Beat 6	95	107
Beat 7	124	127
Beat 8	128	119
Beat 9	135	122
Beat 10	93	84
Beat 11	155	159
Beat 12	156	128
Beat 13	43	43
Beat 14	104	103
Beat 15	89	74



Current and Previous Year Comparison of Incidents by Beat

Albany Police Department

Incidents		
Beat	Oct 2013	Oct 2012
Beat 1	65	51
Beat 2	172	146
Beat 3	97	100
Beat 4	109	126
Beat 5	88	94
Beat 6	95	117
Beat 7	124	104
Beat 8	128	113
Beat 9	135	129
Beat 10	93	77
Beat 11	155	121
Beat 12	156	131
Beat 13	43	47
Beat 14	104	108
Beat 15	89	76



Current and Previous Month Comparison of Monthly Incidents by Day of Week Albany Police Department

Incidents		
Day	Oct 2013	Sep 2013
Sunday	194	255
Monday	204	232
Tuesday	250	208
Wednesday	270	223
Thursday	251	201
Friday	238	210
Saturday	246	204

